



ComfyRoller™ Tube Rotator

Operator's Manual



1. Introduction

Avans Biotechnology ComfyRoller Tube Rotator is designed to provide researchers the ability to mix a variety of tube sizes(0.5~50mL) with a 360° rotation. The adjustable rotisserie also allows to set the mixing angle from 0-90° ; depending on the application.

To change rotisserie, simply snap on the desired tube size to the support bar. No tools required.

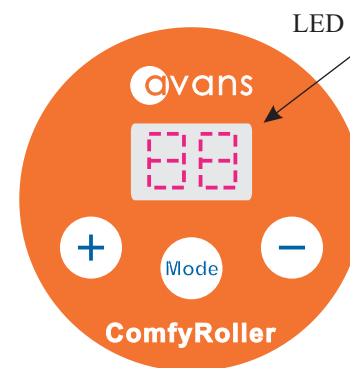
2. The ComfyRoller is ideal for

- Hybridization
- DNA purification
- Sample mixing / resuspensions
- Protein binding
- Immunoprecipitation

3. Specifications

Speed range	10 ~ 40rpm
Rotisserie Capacity	42 x 0.5mL/0.8mL tubes 30 x 1.5mL/2.0mL tubes 14 x 5mL/7mL tubes 14 x 10mL tubes 6 x 50mL tubs
Environmental temperature	4°C ~ 60°C
Max Load	0.8kg(Comprise Rotisseries)
Dimension(w x d x h)	22.5 x 15.4 x 19.5cm
Rotating Mode	Variable Speed / Oscillating
Net weight	1.2kg
Electrical supply	AC110 ~ 220V±22V / 50Hz±1Hz
Certifications	CE Marked

4. Panel Instruction



1. “+” Speed-up.
2. “Mode” Slowdown.
3. “-” Selection of operation mode.
4. LED To show the settings and working status.

5. Operation Instruction

1. Make sure the power switch is turned off before connecting the plug to a grounded wall socket.
2. Place the ComfyRoller on a level, horizontal and secure surface.
3. Select the rotisserie required for your application(see “6. Changing Rotisserie”) for rotisserie installation.
4. Load the tubes and adjust the rotisserie to the desired angle. Be sure to distribute tubes evenly to achieve a smooth rotating motion.
5. Start the rotator by pushing down the power switch.

Note :

* 50mL tube rack could be installed with or without the rotisserie axle.

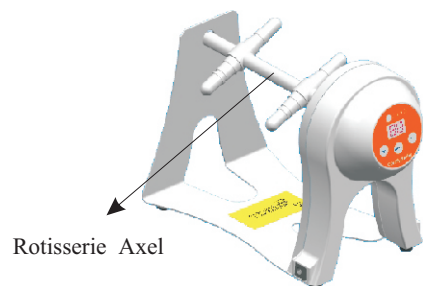
**LED shows “00” on “oscillating” mode; LED shows the last set speed when it is on “variable speed” mode.

! Caution !

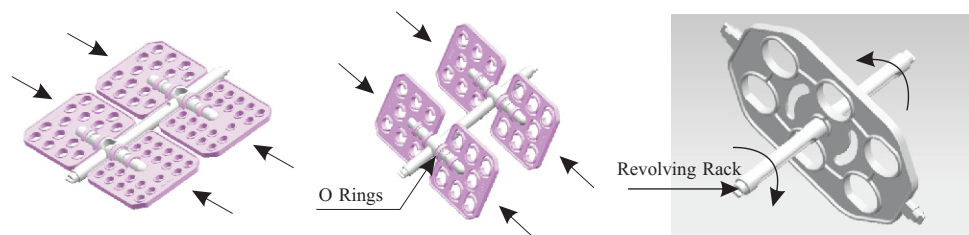
Do not touch plug with wet hands or use the device near a water source.

6. Changing Rotisserie

1. Firmly grasp the ComfyRoller rotator with your left hand while holding the rotisserie axle with your right hand. Gently pull the rotator body with your left hand outward until the axle is free of the unit.
2. Remove the opposite side of the axle body by pulling it gently from the ComfyRoller housing.



3. Select the rotisserie you wish to utilize and mount them on the ComfyRoller axle.



4. Insert the axle back into the ComfyRoller housing and turn until the axle clicks into place.
5. Gently pull the rotator body (as in step 1) and reinsert the axle.
6. Turn the unit on to allow the rotisserie axle to align with the ComfyRoller motor.
7. Load the tubes onto the tube rack.

! Caution !

1. Place the ComfyRoller on a level, horizontal and secure surface.
2. To ensure ComfyRoller work in the best condition, be sure to distribute tubes evenly.



7. Maintenance & Cleaning

- No lubrication is required.
- Before cleaning be sure to unplug the power cord from the wall socket.
- Remove the rotisseries.
- The housing can be cleaned using a soft damp cloth and a mild non-corrosive detergent.
- After cleaning, ensure that all parts are thoroughly dry before attempting to operate the unit.
- **Do not immerse the ComfyRoller in liquid.**

! Caution !

Not to be used to mix flammable samples.

Avoid aggressive solvents or vapors.

Take appropriate precautions when mixing hazardous samples.

8. Trouble Shooting

Error	Cause	Solution
Unit does not start	Power cable not connected	Check that power cable is firmly plugged into wall outlet.
	Power supply	Check that there is power to the wall outlet.
	Power switch	Check that power switch is at ON status.

9. Warranty

Avans Biotechnology ComfyRoller Tube Rotator is warranted to be free of defect in materials and workmanship for a period of 12 months from the date of purchase, providing that :

- The unit has not been opened or attempted to be opened by the end user.
- The user ensures that it has been carefully cleaned and decontaminated.
- The unit has been operated according to the instructions and not in any improper way.

Freight shipping the unit to Avans will be the responsibility of the purchaser. There are no other warranties or guarantees, implied or otherwise expressed including any warranties of application.

10. Package Contents

Tube Rotator	1 Unit
Cat. Number CR-1040	
Rotisserie for 0.5/ 0.8mL tubes	2 Units
Cat. Number CR-1040-1	
Rotisserie for 1.5/ 2.0mL tubes	2 Units
Cat. Number CR-1040-2	
Rotisserie for 5/ 7mL tubes	2 Units
Cat. Number CR-1040-3	
Rotisserie for 10/ 15mL tubes.....	2 Units
Cat. Number CR-1040-4	
Rotisserie for 50mL tubes	1 Unit
Cat. Number CR-1040-5	
Rotisserie Axle	1 Unit
Revolving Rack	1 Unit
Power Adaptor	1 Unit
O Ring	1 Unit
Operator's Manual	1 Unit

Contact

Avans Biotechnology Corp.
 10F, No. 235, Section 4, Zhong Xiao East Road,
 Da'an District, Taipei City,
 Taiwan 10692
www.avansbio.com